

Product info sheet


Robert Bosch

0445010033

Special tools needed?

Yes

Pulling out and fixing the pump drivewheel



Product specific information

Programming

No

Fix gearwheel when crankshaft is blocked.

Unlocking

No

Adaption values reset

No

Bleed

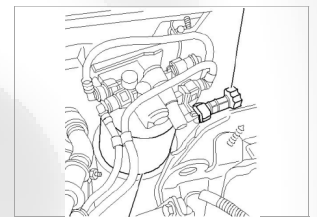
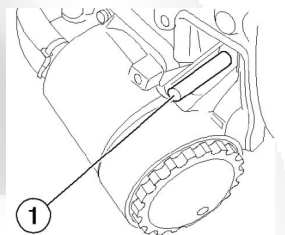
Yes

Ignition for 30 s, bleedscrew open.

adjustment at mounting_1

Yes

Timingsprocket with timing mark



adjustment at mounting_2

Tightening torques

Mounting fuelpump flange

32 Nm

Pump pulley/sprocket

50 Nm

High Pressure pipe nuts

27 Nm

Assembly instructions

Recommendation: replace fuel filter

Recommendation: replace sealing ring

Core charge terms:

- externally intact,
- no mechanical damage,
- not dismantled,
- no heavy corrosion.