

Product info sheet

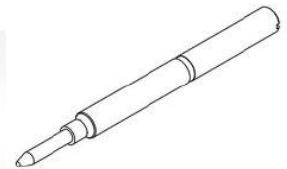
Robert Bosch

0470004008

Special tools needed?

Yes

- 1: Support the engine to dismantle the engine mount
- 2: Fix crankshaftpin and timing plate in camshaft
- 3: Puller for camshaft gearwheel



Product specific information

Programming

No

First communication between (new)pump control unit and motor control unit is essential to pair these automatically: key power on 30 sec., key power off 30 sec.

Unlocking

Yes

Immobilizer will be delivered ready to pair

Adaption values reset

No

Bleed

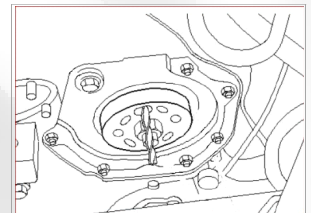
Yes

Help with manual pump before fuel filter

adjustment at mounting_1

Yes

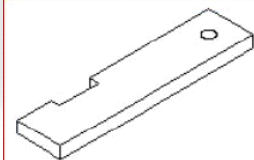
Injection point set by timing pin



adjustment at mounting_2

Yes

Camshaft with special tools (fixed crankshaft)



Tightening torques

Mounting fuelpump flange

20 Nm

Pump pulley/sprocket

4 x 33 Nm (chainwheel) + 3 x 42 Nm (beltwheel)

Tensioner timingbelt, -chain

15 Nm

Camshaft pulley/sprocket

50 Nm

Engine mount

Nuts: 83 Nm, Bolts: 50 Nm

High Pressure pipe nuts

28 Nm

Assembly instructions

Recommendation: replace gasket flange

Recommendation: replace fuel filter

Core charge terms:

- externally intact,
- no mechanical damage,
- not dismantled,
- no heavy corrosion.