

Product info sheet

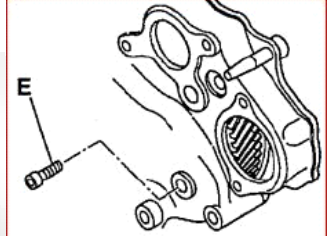
Robert Bosch

0470504027

Special tools needed?

Yes

- 1: Turn crankshaft to TDC
- 2: Fix pump gear and sub gear with fitting bolt
- 3: After mounting pump remove bolt before starting engine



Product specific information

Programming

No

Unlocking

No

Adaption values reset

No

Bleed

Yes

Help with manual pump before fuel filter

adjustment at mounting_1

Yes

Injection point pre-set on sprocket

Timingsprocket with timing mark

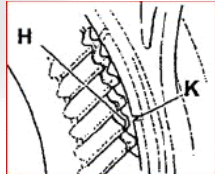
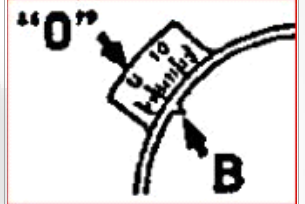
Align the marks with the pump removed, while mounting the marks twist.

adjustment at mounting_2

M6 × 1mm

φ 10mm

20mm



Tightening torques

Cover / dustcap

39 Nm

High Pressure pipe nuts

23 Nm

Assembly instructions

Turn engine only clockwise

Core charge terms:

- externally intact,
- no mechanical damage,
- not dismantled,
- no heavy corrosion.