

Product info sheet

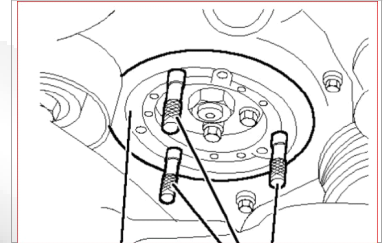
Delphi

9044A130A

Special tools needed?

Yes ☐

After loosen the pumpflange and drivewheel the gearwheel must be supported before pulling pump out of the flange.



Product specific information

Programming

No ☐

Unlocking

No ☐

Adaption values reset

No ☐



Bleed

Yes ☐

adjustment at mounting_1

No ☐

connect manual pump before the fuelfilter



adjustment at mounting_2

Tightening torques

Mounting fuelpump flange

22 Nm

Pump pulley/sprocket

32 Nm

Mounting fuel pump bracket

On pump: 23 Nm, on engine: 33 Nm

High Pressure pipe nuts

40 Nm

Assembly instructions

Recommendation: replace fuel filter

Core charge terms:

- externally intact,
- no mechanical damage,
- not dismantled,
- no heavy corrosion.